

auntlee dot com

We're going to make a noisy, scary story in Microsoft Word!

My Scary Story...



It was a dark and stormy night...

Witches were cackling...



Aliens were plotting to take over the city...

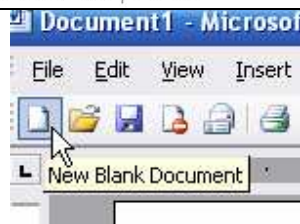
And one very brave girl was about to find
That she could save the planet.



You'll create a story with pictures and scary sound effects that you can change up!

You'll need speakers or headphones to hear the sounds.

Microsoft® Office Word 2003 (11.5604.5606)
Part of Microsoft Office Professional Edition 2003
Copyright © 1983-2003 Microsoft Corporation. All rights reserved.



Open Word, and create a new, blank document.

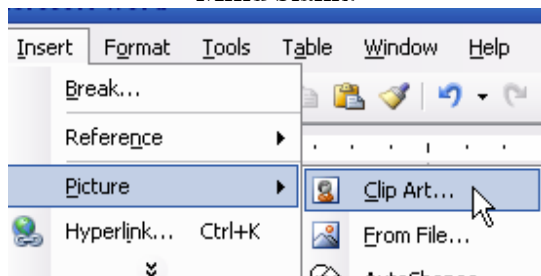


Choose a font that will work well for a scary story...

My Scary Story...

Give it a working title, as all professional writers do...

Mind blank?



If you can't think what story to write, here's a way to start your imagination: pictures!

Click on Insert..Picture..Clip Art

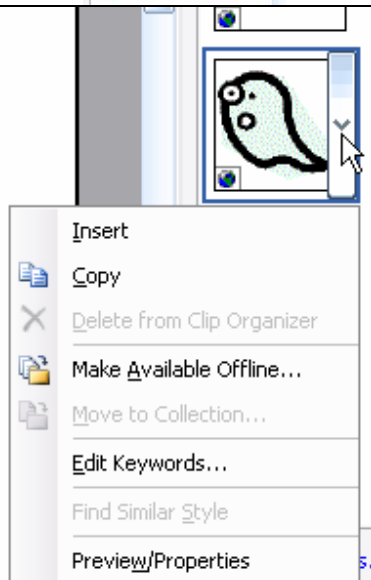




This window should appear!

Search for Halloween, or witch, or ghost, or spider, or whatever kind of scary thing you like

Maybe just seeing the pictures will start you thinking of a story



Let's insert a picture into your document...

Click on the one you want...

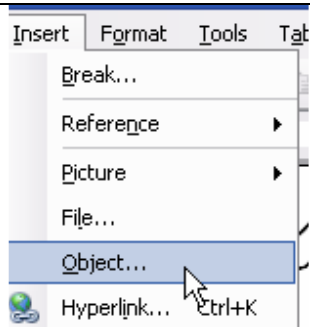
You'll get these options – choose to Insert.

My Scary Story...



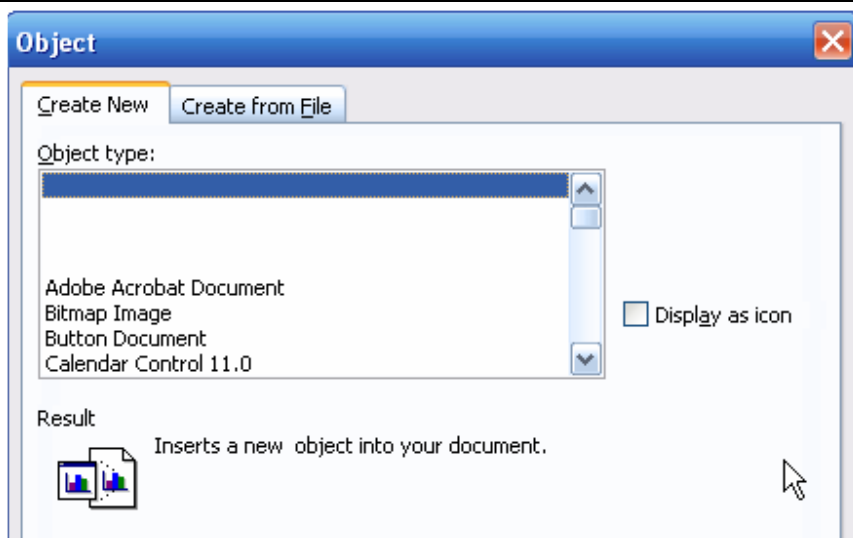
It was a dark and scary night.

Let's start with a classic --



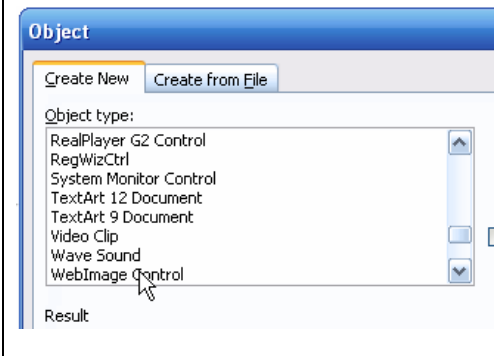
Now let's help out your reader by providing a sound effect to make your tale of horror more real.

Click Insert..Object



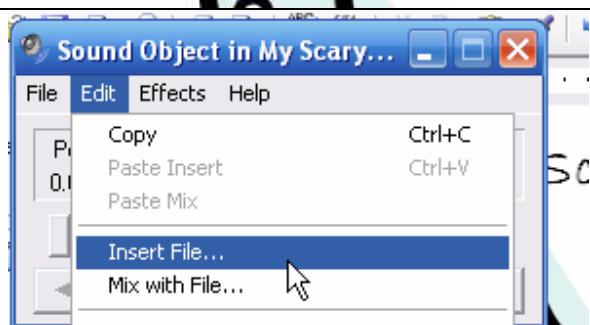
This is what will pop up...

We're going to scroll down until we see Wave Sound



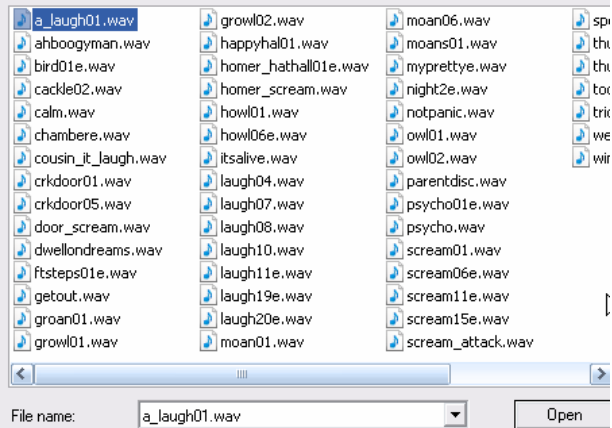
Now this window should pop up...

It's the Windows Sound Recorder

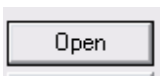



In the Windows Sound Recorder window, click on

Edit..Insert File






Ask your teacher to show you where the scary sound files are on your computer – click on one to choose it and click

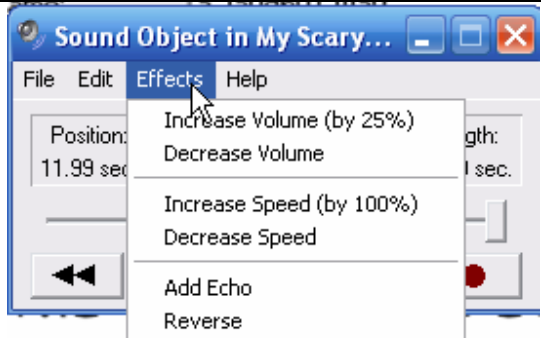


It was a dark and stormy night... 

Look! Now there's a picture of a speaker – click on it, and see what happens...

It was a dark and stormy night... 
 Witches were cackling...  

Scary sounds, right in your story!
 Repeat this process, until your scary story is done. Listen to the sound effects, browse the clip art – you'll find plenty to get your imagination going!



You can also change up the sound effects...

Click on Effects – you can increase or decrease the speed of the sound, add an echo, or reverse.

Note – almost any sound file, reversed, will sound like an alien. Almost any sound file, speeded up, will sound like a chipmunk.





The mistake everyone makes –

Every time you open and listen to a new file, it adds it to the Sound Object. Check the length – you might want all the sounds, but you might just want one or two.

Length: 0.00 sec. Length: 2.43 sec.

You might wind up deleting this sound object and starting with a new one, with just the sound effects you want for your story.